



**POWERING YOUR LIFE**



**3.6kW~12kW/5~50kWh All-In-One**  
Single/Three Phase Energy Storage & Charging Solution

**AI-W5.1-B-ESS (SPRING SERIES)**



**All-in-One**

Hybrid inverter and LFP battery in one sleek system



**Smarter Energy Use**

Peak-shaving, smart load, AC coupling, time of use



**Scalable Capacity**

Modular design expandable from 5 kWh to 50 kWh



**Uninterrupted Supply**

4 ms seamless switchover from grid to back-up for energy security



**Effortless Installation**

Tool-free stacking for quick and easy installation



**Smart Control**

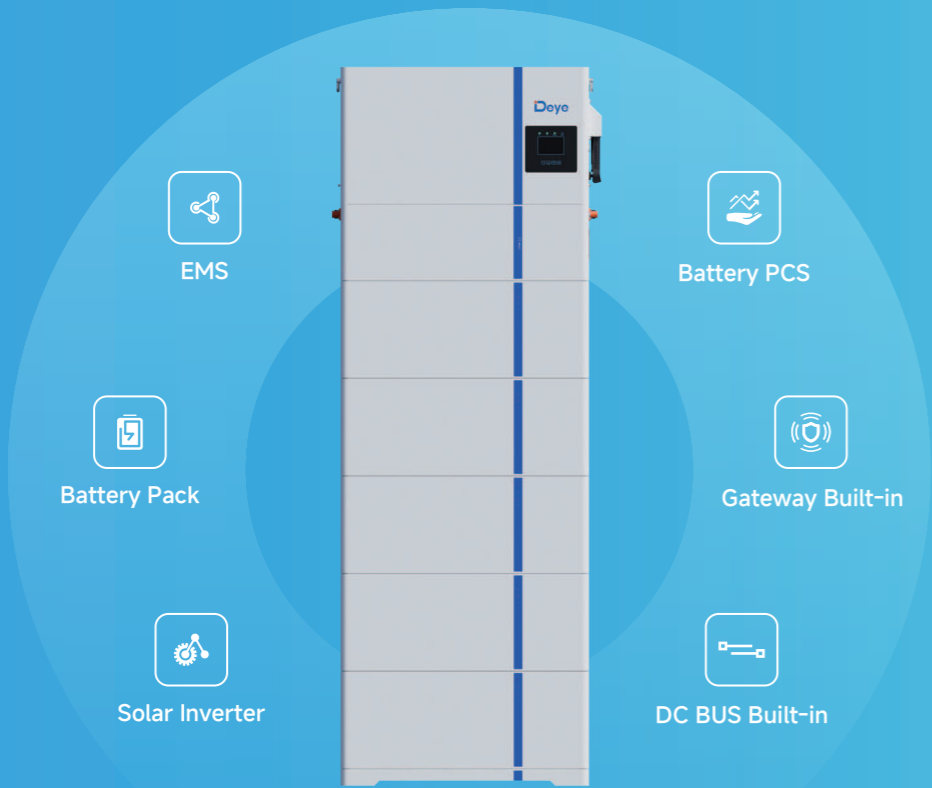
Convenient management via App, PC, or touch display

[www.deyeess.com](http://www.deyeess.com) / [www.deyeinverter.com](http://www.deyeinverter.com)

Deye ESS / Deye New Energy

# ALL-IN-ONE POWER, READY IN MINUTES

## 6-in-One, Smart Integrated Design



**3.6-12kW**

Single/Three-Phase Inverter



**5-50kWh**

Flexible System Capacity



**Tool-Free**

Stacking Installation



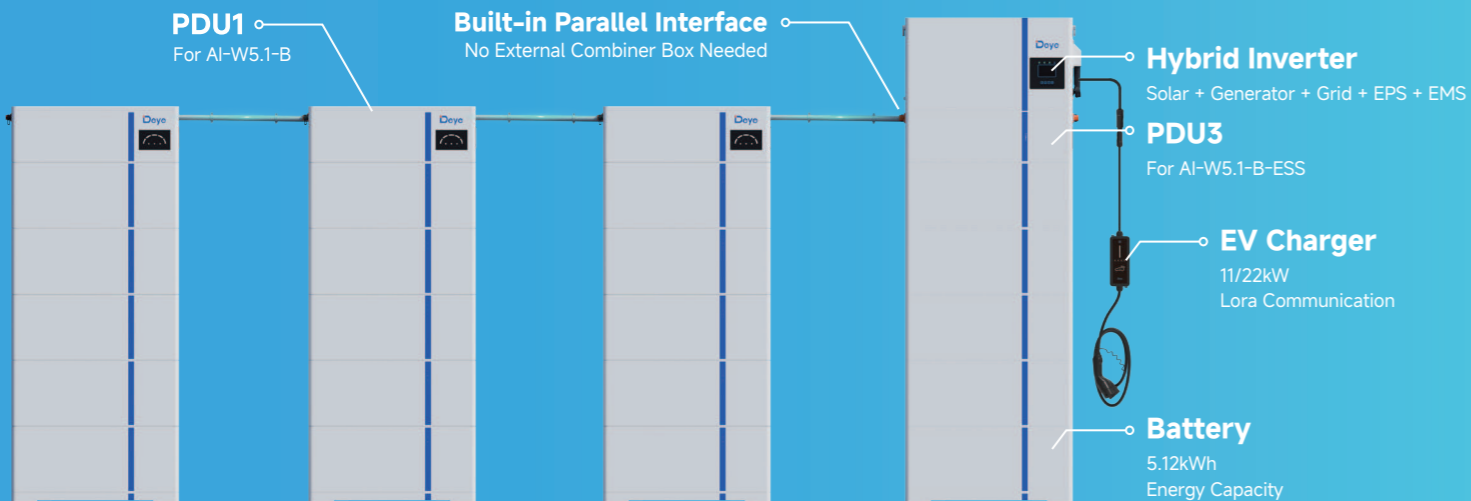
**One-Click**

System Setup



**Gateway & DC Bus**

Built-in



## Scalable Energy for Every Need



Hybrid Inverter + PDU3 + Base	x1	x1	x1	x1	x1
Battery	x1	x2	x3	x4	x5
Energy Capacity	5.12kWh	10.24kWh	15.36kWh	20.48kWh	25.6kWh



PDU1 + Base	x1	x1	x1	x1	x1	x1
Battery	x1	x2	x3	x4	x5	x6
Energy Capacity	5.12kWh	10.24kWh	15.36kWh	20.48kWh	25.6kWh	30.72kWh

## Power Distribution Unit




Model: [AI-W5.1-PDU1-B](#)

Application: For [AI-W5.1-B](#), supporting inter-cluster capacity expansion and parallel operation

Details: 720 × 254 × 239.8 (W × D × H, mm) , 18.5kg

Built-in Circuit Breaker: Two-pole Molded Case, 250A, 1000V



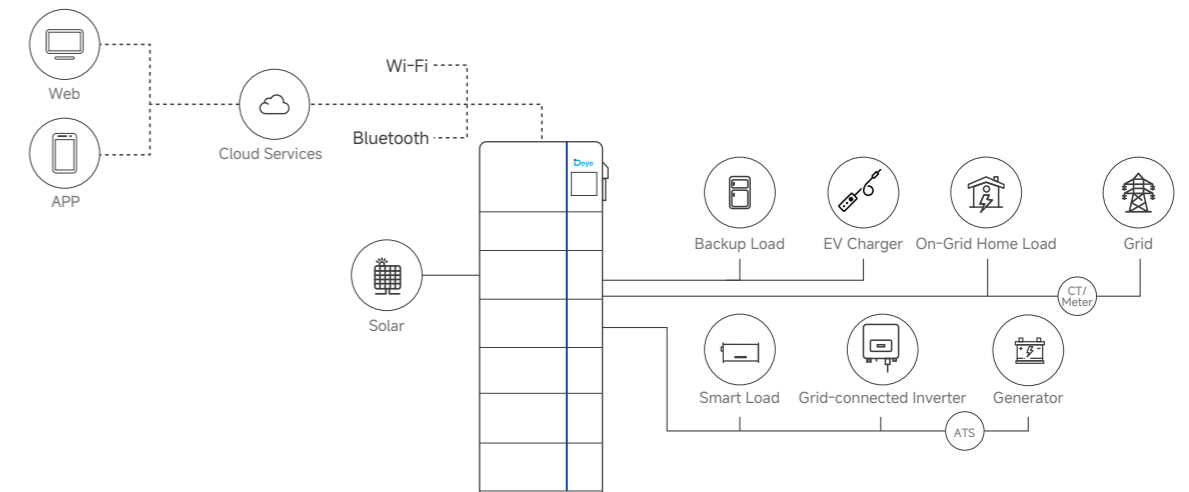
Model: [AI-W5.1-PDU3-B](#)

Application: For [AI-W5.1-B-ESS](#), supporting inter-cluster capacity expansion and parallel operation

Details: 720 × 254 × 239.8 (W × D × H, mm) , 18.5kg

Built-in Circuit Breaker: Two-pole Molded Case, 250A, 1000V

## Typical Scenario



# Deye Hybrid Inverter

3.6-10 kW Single-Phase | 5-12 kW Three-Phase  
5-50kWh System

## 3.6kW~12kW/5~50kWh Energy Storage System



**4 ms** ultra-fast grid to  
back-up power switching time



**2x** rated power  
for 10 seconds



**Quick and simple**  
setup



Smart **EMS** with  
**real-time** monitoring



**One-click** diagnostics  
via Deye Cloud



**IP65** protection for reliable  
outdoor performance



1 × PDU1 + 5 × Battery + 1 × Base



1 × Inverter + 1 × PDU3 + 5 × Battery + 1 × Base

Model (Single-phase)	AI-W5.1-3.6P1-EU-B	AI-W5.1-5P1-EU-B	AI-W5.1-6P1-EU-B	AI-W5.1-7P1-EU-B	AI-W5.1-7.6P1-EU-B	AI-W5.1-8P1-EU-B	AI-W5.1-10P1-EU-B
<b>Battery Input Data</b>							
Battery Type	Lithium-ion						
Battery Voltage	40-60						
Max. Charging Current(A)	90	120	135	175	190	190	210
Max. Discharging Current(A)	90	120	135	175	190	190	210
Charging Strategy for Li-Ion Battery	Self-adaption to BMS						
Number of Battery Input	1						
<b>PV String Input Data</b>							
Max. PV access power(W)	7200	10000	12000	14000	15200	16000	20000
Max. PV Input Power(W)	5760	8000	9600	11200	12160	12800	16000
Max. PV Input Voltage(V)	500						
Start-up Voltage(V)	125						
PV Input Voltage Range(V)	125-500						
MPPT Voltage Range(V)	150-425						
Full Load MPPT Voltage Range(V)	300-425		200-425			250-425	
Rated PV Input Voltage(V)	370						
Max. Operating PV Input Current(A)	18+18			32+32			
Max. Input Short-Circuit Current(A)	27+27			48+48			
No.of MPPT Trackers/No.of String MPPT Tracker	2/1+1			2/2+2			
Max. Inverter Backfeed Current to The Array	0						
<b>AC Input/Output Data</b>							
Rated AC Input/Output Active Power(W)	3600	5000	6000	7000	7600	8000	10000
Max. AC Input/Output Apparent Power(VA)	3960	5500	6600	7700	8360	8800	11000
Peak Power (off-grid)(W)	2 times of rated power, 10s						
Rated AC Input/Output Current(A)	16.4/15.7	22.7/21.7	27.3/26.1	31.9/30.5	34.5/33	36.4/34.8	45.5/43.5
Max. AC Input/Output Current(A)	18/17.2	25/23.9	30/28.7	35/33.5	38/36.3	40/38.3	50/47.9
Max. Continuous AC Passthrough (grid to load)(A)	35		40	50			
Max. Output Fault Current(A)	36	50	60	70	76	80	100
Max. Output Overcurrent Protection(A)	80			140			
Rated Input/Output Voltage/Range(V)	220V/230V 0.85Un-1.1Un						
Grid Connection Form	L+N+PE						
Rated Input/Output Grid Frequency/Range	50Hz/45Hz-55Hz 60Hz/45Hz-65Hz						
Power Factor Adjustment Range	0.8 leading-0.8 lagging						
Total Current Harmonic Distortion THDi	<3% (of nominal power)						
DC Injection Current	<0.5In						
<b>Efficiency</b>							
Max. Efficiency	97.60%						
Euro Efficiency	96.50%						
MPPT Efficiency	>99%						
<b>Equipment Protection</b>							
DC Polarity Reverse Connection Protection	Yes						
AC Output Overcurrent Protection	Yes						
AC Output Overvoltage Protection	Yes						
AC Output Short Circuit Protection	Yes						
Thermal Protection	Yes						
Arc fault circuit interrupter (AFCI)	Optional						
Power Network Monitoring	Yes						
Island Protection Monitoring	Yes						
Earth Fault Detection	Yes						
DC Input Switch	Yes						
Overvoltage Load Drop Protection	Yes						
Residual Current (RCD) Detection	Yes						
Anti-islanding Protection	Yes(Active Frequency Shift)						
Surge Protection Level	TYPE II(DC), TYPE II(AC)						
<b>Interface</b>							
Display	LCD+LED						
Communication Interface	RS232, RS485, CAN						
Monitor Mode	GPRS/WIFI/Bluetooth/4G/LAN (optional)						
PV Connection	VP-D4						
<b>General Data</b>							
Operating Temperature Range	-40 to +60°C, >45°C Derating						
Permissible Ambient Humidity	0-100%						
Permissible Altitude	2000m						
Noise	<30 dB(A)						
Ingress Protection(IP) Rating	IP 65						
Inverter Topology	Non-Isolated						
Over Voltage Category	OVC II(DC), OVC III(AC)						
Cabinet size(W*H*D) [mm]	720W×399.2H×256D (Excluding connectors and brackets)						
Weight(kg)	31.6						
Warranty	5Years/10 Years the Warranty Period Depends the Final Installation Site of Inverter, More Info Please Refer to Warranty Policy						
Type of Cooling	Intelligent Air Cooling						
Grid Regulation	IEC 61727,IEC 62116,CEI 0-21,EN 50549, NRS 097,RD 140,UNE 217002,OVE-Richtlinie R25,G99,VDE-AR-N 4105						
Safety EMC/Standard	IEC/EN 61000-6-1/2/3/4, IEC/EN 62109-1, IEC/EN 62109-2						

Model (Three-phase)	AI-W5.1-5P3-EU-B	AI-W5.1-6P3-EU-B	AI-W5.1-8P3-EU-B	AI-W5.1-10P3-EU-B	AI-W5.1-12P3-EU-B
<b>Battery Input Data</b>					
Battery Type	Lithium-ion				
Battery Voltage	40-60				
Max. Charging Current(A)	120	130	190	210	240
Max. Discharging Current(A)	120	130	190	210	240
Charging Strategy for Li-Ion Battery	Self-adaption to BMS				
Number of Battery Input	1				
<b>PV String Input Data</b>					
Max. PV access power(W)	10000	12000	16000	20000	24000
Max. PV Input Power(W)	8000	9600	12800	16000	19200
Max. PV Input Voltage(V)	800				
Start-up Voltage(V)	160				
PV Input Voltage Range(V)	160-800				
MPPT Voltage Range(V)	200-650				
Full Load MPPT Voltage Range(V)	350-650				
Rated PV Input Voltage(V)	550				
Max. Operating PV Input Current(A)	20+20		36+20		
Max. Input Short-Circuit Current(A)	30+30		54+30		
No.of MPPT Trackers/No.of String MPPT Tracker	2/1+1		2/2+1		
Max. Inverter Backfeed Current to The Array	0				
<b>AC Input/Output Data</b>					
Rated AC Input/Output Active Power(W)	5000	6000	8000	10000	12000
Max. AC Input/Output Apparent Power(VA)	5500	6600	8800	11000	13200
Peak Power (off-grid)(W)	2 times of rated power, 10s				
Rated AC Input/Output Current(A)	7.6/7.2	9.1/8.7	12.1/11.6	15.2/14.5	18.2/17.4
Max. AC Input/Output Current(A)	8.4/8	10/9.6	13.4/12.8	16.7/15.9	20/19.1
Max. Continuous AC Passthrough (grid to load)(A)	45				
Max. Output Fault Current(A)	16.8	20	26.8	33.4	40
Max. Output Overcurrent Protection(A)	70				
Rated Input/Output Voltage/Range(V)	220/380V,230/400V 0.85Un-1.1Un				
Grid Connection Form	3L+N+PE				
Rated Input/Output Grid Frequency/Range	50Hz/45Hz-55Hz 60Hz/55Hz-65Hz				
Power Factor Adjustment Range	0.8 leading-0.8 lagging				
Total Current Harmonic Distortion THDi	<3% (of nominal power)				
DC Injection Current	<0.5In				
<b>Efficiency</b>					
Max. Efficiency	97.6%				
Euro Efficiency	97.0%				
MPPT Efficiency	>99%				
<b>Equipment Protection</b>					
DC Polarity Reverse Connection Protection	Yes				
AC Output Overcurrent Protection	Yes				
AC Output Overvoltage Protection	Yes				
AC Output Short Circuit Protection	Yes				
Thermal Protection	Yes				
Arc fault circuit interrupter (AFCI)	Optional				
Power Network Monitoring	Yes				
Island Protection Monitoring	Yes				
Earth Fault Detection	Yes				
DC Input Switch	Yes				
Overvoltage Load Drop Protection	Yes				
Residual Current (RCD) Detection	Yes				
Anti-islanding Protection	Yes(Active Frequency Shift)				
Surge Protection Level	TYPE II(DC), TYPE II(AC)				
<b>Interface</b>					
Display	LCD+LED				
Communication Interface	RS232, RS485, CAN				
Monitor Mode	GPRS/WIFI/Bluetooth/4G/LAN (optional)				
PV Connection	VP-D4				
<b>General Data</b>					
Operating Temperature Range	-40 to +60°C, >45°C Derating				
Permissible Ambient Humidity	0-100%				
Permissible Altitude	2000m				
Noise	≤ 55 dB				
Ingress Protection(IP) Rating	IP 65				
Inverter Topology	Non-Isolated				
Over Voltage Category	OVC II(DC), OVC III(AC)				
Protection Level	Class I				
Cabinet size(W*H*D) [mm]	720W×460.5H×254D (Excluding connectors and brackets)				
Weight(kg)	44				
Warranty	5 Years/10 Years the Warranty Period Depends the Final Installation Site of Inverter, More Info Please Refer to Warranty Policy				
Type of Cooling	Intelligent Air Cooling				
Grid Regulation	IEC 61727,IEC 62116,CEI 0-21,EN 50549, NRS 097,RD 140, UNE 217002,OVE-Richtlinie R25,G99,VDE-AR-N 4105				
Safety EMC/Standard	IEC/EN 61000-6-1/2/3/4, IEC/EN 62109-1, IEC/EN 62109-2				

# Deye AI-W5.1-B Battery

5.12kWh | LFP | Stacked Battery Module  
5.12kWh~30.72kWh Per Stack

Highly **scalable** and **flexible** capacity

Intelligent **BMS** for safety and longer lifespan

**Real-time** battery monitoring via Deye Cloud

**Auto-networking** and remote firmware upgrades

**Wide** operating temperature range with natural cooling

**IP65** protection for reliable outdoor performance

**100% DOD**  
Maximises subsidies at lower cost

Built-in **Parallel Interface**  
No External Combiner Box Needed

## Stacked Battery (LV)

Model	AI-W5.1-B	
<b>Main Parameter</b>		
Battery Chemistry	LiFePO4	
Built-in Circuit Breaker	125A 2P, 60Vdc	
Nominal Energy (kWh)	5.12	
Usable Energy (kWh) <sup>[1]</sup>	4.6	
Capacity (Ah)	100	
Nominal Voltage (V)	51.2	
Operating Voltage(V)	44.8~57.6	
Rated DC Power ( kW)	2.5	
Charge/Discharge Current (A) <sup>[2]</sup>	Recommend	50
	Max.	100
	Peak( 10s,25°C)	150
<b>Other Parameter</b>		
Recommend Depth of Discharge	90%	
Battery Dimension (W/D/H, mm)	720*255*300 (without terminal parts)	
Battery Weight (kg)	53	
Master LED Indicator	Battery module: 3LED (working, alarming, protecting), PDU module: 5LED(SOC:20%~ 100%)&3LED (working, alarming, protecting)	
Operating Temperature	Charge: 0~55°C ( -20°C~55°C optional heating) / Discharge: -20°C~55°C	
Storage Temperature	0°C ~ 35°C	
IP Rating of Enclosure	IP65 (after stacking)	
Humidity	5%~95%, non-condensing	
Altitude	≤3000m	
Installation	Floor-Mounted	
Communication Port	CAN2.0, RS485	
Cycle Life	≥6000(25°C±2°C ,0.5C/0.5C,70%EOL)	
Energy Throughput	16MWh(Battery Module @70%EOL)	
Warranty Period <sup>[3]</sup>	10 years	
Certification	UN38 .3, IEC62619, CE, UK, VDE2510-50, CEI0-21,CE-LVD, CEC, FCC, UL1973, UL9540A	

### Parallel expansion

	1	2	3	4	5	6
Battery Pack Quantity	1	2	3	4	5	6
System Usable Energy (kWh) [1]	4.6	9.2	13.8	18.4	23	27.6
System Recommend Charge/Discharge Current (A)	50	100	150	200	250	250
System Max. Charge/Discharge Current (A) [2]	100	200	250	250	250	250
System Rated DC Power ( kW)	2.5	5	7.5	10	12	12
System Dimension (W/D/H, mm) (With PDU, Base)	720*255*569	720*255*850	720*255* 1131	720*255* 1412	720*255* 1693	720*255* 1974
System Weight (kg) (With PDU, Base)	74.5	127.5	180.5	233.5	286.5	339.5

[1]DC Usable Energy, test conditions: 90%DOD, 0.5C charge & discharge at 25°C . System usable energy may vary due to system configuration parameters.

[2]The current is affected by temperature and SOC.


[3]Conditions apply, refer to Deye Warranty Letter.

[4]Made in China.

# DEYE EV CHARGER

11kW Three-Phase

7/22kW Single/Three-Phase

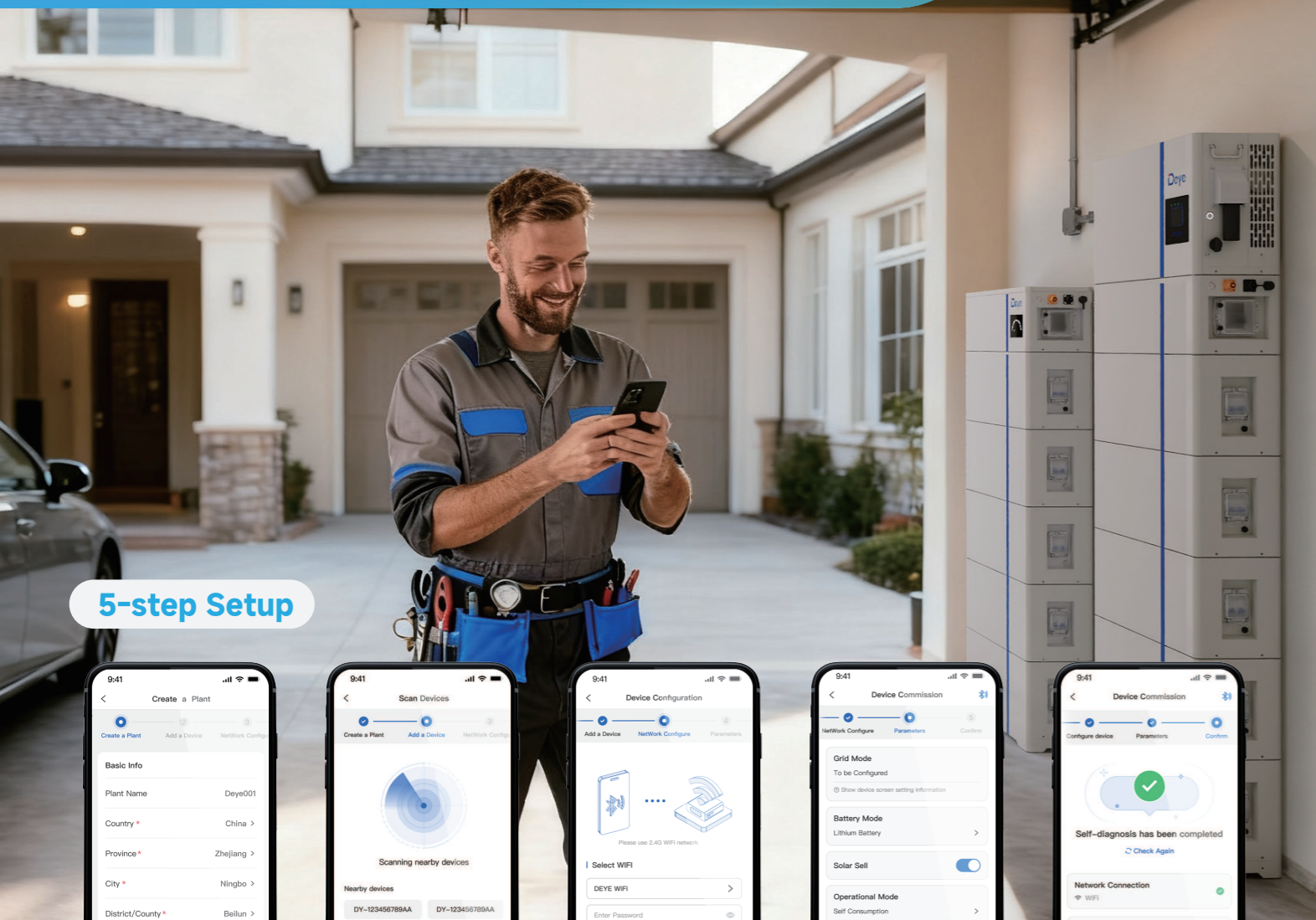


- Low latency
- LoRa communication
- Supports all Deye hybrid inverters
- Maximize The use Of Solar power
- Minimize the Electricity bill as much as possible

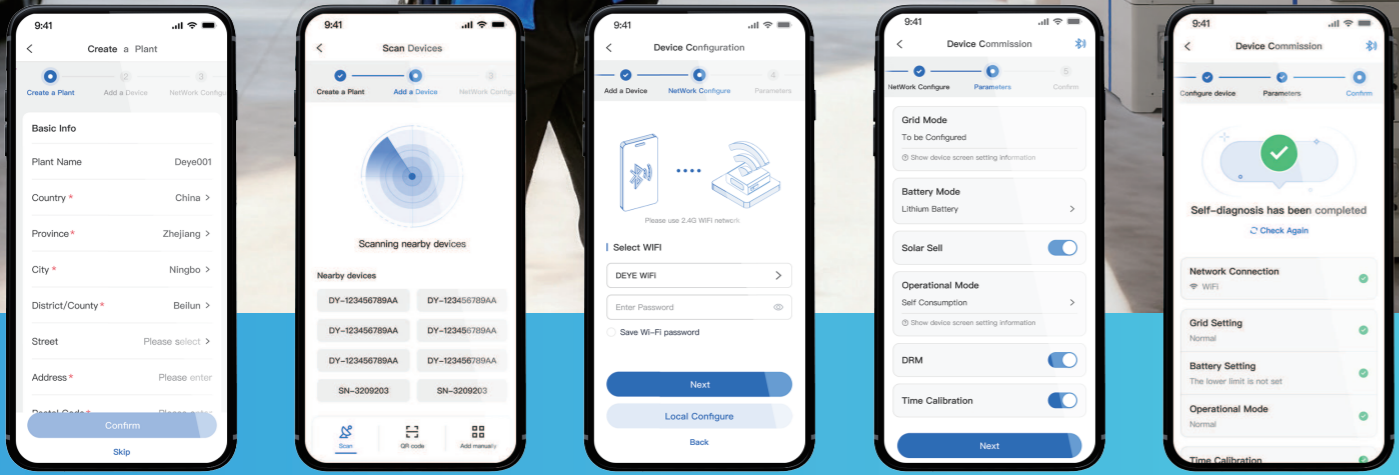


Model	SUN-EVSE11K01-EU-AC	SUN-EVSE22K01-EU-AC
<b>Product Parameter</b>		
Input Voltage/Range (V)	230/400	230(single phase), 230/400(three phase)
Connection Mode	3L+N+PE	L+N+PE,3L+N+PE
Input Current (A)	16	32
Input Frequency/Range	50/45-55, 60/55-65	
Maximum Output Power (kW)	11	7(single phase)/ 22(three phase)
Starting Method	Plug and Charge /Charge after Scanning/Appointment for Charging	
<b>Equipment Protection</b>		
Over Temperature Protection	Yes	
Low Temperature Protection	Yes	
Over Voltage Protection	Yes	
Under Voltage Protection	Yes	
Short Circuit Protection	Yes	
Over Load Protection	Yes	
Earth Fault Protection	Yes	
Leakage Current Protection	DC 6mA	
Surge Protection Level	TYPE II	
<b>General Data</b>		
Operating Temperature Range (°C)	-40 to +55	
Permissible Ambient Humidity	5%~95% No condensation	
Permissible Altitude (m)	≤3000	
Noise (dB)	<25	
Ingress Protection(IP) Rating	IP 66	
Cabinet Size (WxHxD mm)	104x264x57.5	
Weight (kg)	3.7	
Gun Cable Length (m)	4.2	
Number Of Charging Guns	1	
MTBF	100,000h	
Safety EMC/Standard	EN IEC 61851-1:2019, IEC 61851-1:2017, EN 300 220-2 V3.1.1:2017, EN 300 328 V2.2.2:2019, EN IEC 62311:2020 EN 301 489-1 V2.2.3:2019, EN 301 489-3 V2.3.2:2023, EN 301 489-17 V3.3.1:2024, EN IEC 61000-6-1:2019 EN IEC 61000-6-3:2021, EN IEC 61851-21-2:2021	
<b>Interface</b>		
Communication Mode	LoRa/Wi-Fi/BLE	

# Deye Cloud - Installation Guide for Hybrid Inverter Commissioning



## 5-step Setup



1. Create a Plant
2. Discover Devices
3. Configure Network
4. Set Parameters
5. Confirm

### Easy Step-by-Step Guide

Clear instructions take you from wiring to config, right in the app, simplifying the process.

### Full Communication Checks

Scans WiFi, Bluetooth to ensure everything's linked up perfectly.

### Smart Parameter Setup

The app checks and sets key settings like voltage, grid, and battery automatically, making the process faster while eliminating any chance of mistakes.

### Quick and Hassle-Free

Built-in tips and tracking keeps things efficient, saving time and avoiding the need for return trips.

## Deye Cloud All-in-one Energy & Device Management Platform

- Unlock Significant Savings
- Individual Add-On for Dynamic Tariff
- Intelligent Charging/Discharging Strategies
- Tailored Solution to Deye Devices
- Real-time Equipment Monitoring



## Smarten Up Your Home Energy



Download Deye Cloud APP to join us!  
Embrace a seamless, effortless energy experience that's both eco-friendly and budget-friendly with our intelligent assistant



### All in One

Smarter home energy and device management



### Cloud-edge Collaboration

Faster and more efficient control



### Accelerated Connectivity

Optimized for speed and performance



### Advanced Smart Energy

A smarter way to manage your electricity bills