

# C&I ESS SOLUTION

## BOS-B



### Intelligent Control

- Peak-valley mgmt, anti-backflow,
- overload protection
- Load tracking, demand control, backup power, phase separation



### Reliable

- Operating temp : -20°C to 55°C
- Operate up to 3000m altitude
- 1.1x overload capacity
- Balancing solutions extend battery life
- Triple auxiliary power design for stable supply



### Scalable

- Support up to 20 units in parallel, maximum 2MW/4.3MWh



### Easy Maintenance

- 5U Standard Chassis
- User Interface & Bluetooth App
- USB & Cloud Upgrades
- TCP Protocol for EMS
- Fault Signal Input Support



### Multi-Fusion

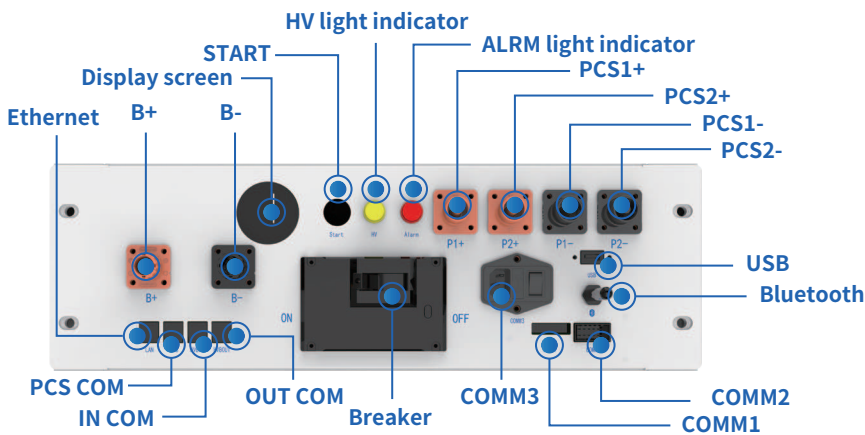
- Integrated EMS, PCS, and BMS
- Support expansion of MPPT module
- Support off-grid backup



### Safer

- LFP batteries
- Support aerosol fire extinguishing

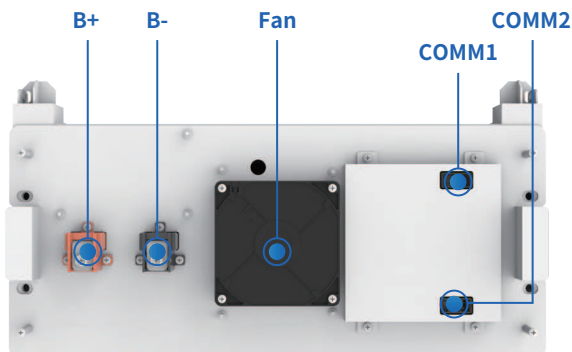
Model	BOS-B-PDU-2
Operating Voltage	200~1000Vdc
Nominal Charge/Discharge Current	168A
Operating Temperature	-20~60°C
Ingress Protection	IP20
AC Input Rating	220±10%VAC/2A
Details	788.6×526×167.2(W×D×H),32kg



- ◎ Ethernet: Features not yet developed.
- ◎ PCS COM: PCS COM battery communication terminal: used to output battery information to the inverter.
- ◎ IN COM: Connection position with previous BOS-B-PDU-2 communication OUT COM .
- ◎ OUT COM: Connection position with next BOS-B-PDU-2 communication IN COM.
- ◎ Breaker: It is used to manually control the connection between the battery rack and external devices.

- ◎ COMM3: The product must be connected to the auxiliary power input AC200~240V-3A-50~60Hz when used.
- ◎ COMM1: Emergency power-off triggered the interface.
- ◎ COMM2: Communicative connection with the first battery module; and providing 12VDC power for the first battery module.
- ◎ Bluetooth: The mobile APP connects to the data acquisition rod of the energy storage system.
- ◎ B+: Battery common positive connection position (orange).
- ◎ B-: Battery common negative connection position (black).
- Display screen: Display SOC and fault codes.
- START: A start switch of 12VDC power inside the high-voltage control box.
- ◎ HV light indicator: High-voltage hazard indicator (yellow).
- ALRM light indicator: Battery system fault alarm indicator (red).
- ◎ PCS1+: First PCS positive connection position (orange).
- ◎ PCS2+: Second PCS positive terminal connection position (orange).
- ◎ PCS1-: First PCS negative connection position (black).
- ◎ PCS2-: Second PCS negative connection position (black).
- ◎ USB: BMS upgrade port and storage expansion port.

Model	BOS-B-Pack14.3
Nominal Capacity	280Ah
Nominal Energy	14.3kWh
Nominal Voltage	51.2Vdc
Max Charge/Discharge Current	168A
Ingress Protection	IP20
Operating Temperature(Charge)	0~55°C
Operating Temperature(Discharge)	-20~55°C
Storage Temperature	0~35°C
Details	795.9×526×274.2(W×D×H),123kg



- ◎ B+ : Battery module positive pole (orange)
- ◎ B- : Battery module negative pole (black)
- ◎ Fan : Ventilation and heat dissipation.
- ◎ COMM1 : Connection position of battery module communication and power supply input
- ◎ COMM2 : Connection position of battery module communication and power supply output



**Model** **BOS-B**

**Main Parameter**

Battery Module Energy ( kWh )	14.3
Battery Module Nominal Voltage ( V )	51.2
Battery Module Capacity ( Ah )	280
Module Weight Approximate ( kg )	123
Battery Module Qty In Series ( Optional )	15

Scalability	PCS or Inverter	14-15 units for PCS on-grid applications, 15 units for PCS off-grid applications, 5-15 units for hybrid inverter systems									
	PCS + MPPT	15 units (on/off-grid) for MPPT Open-Circuit Voltage around 750V									
		14 units (on-grid) for MPPT Open-Circuit Voltage around 700V									

Battery Model Number	BOS-B70	BOS-B85	BOS-B100	BOS-B110	BOS-B125	BOS-B140	BOS-B155	BOS-B170	BOS-B185	BOS-B200	BOS-B215
Battery Module Qty In Series (Optional)	5	6	7	8	9	10	11	12	13	14	15
System Nominal Voltage (V)	256	307.2	358.4	409.6	460.8	512	563.2	614.4	665.6	716.8	768
System Operating Voltage (V)	208~292	249.6~350.4	291.2~408.8	332.8~467.2	374.4~525.6	416~584	457.6~642.4	499.2~700.8	540.8~759.2	582.4~817.6	624~876
System Energy (kWh)	71.5	85.8	100.1	114.4	128.7	143	157.3	171.6	185.9	200.2	215
System Usable Energy (kWh)	64.35	77.22	90.09	102.96	115.83	128.7	141.57	154.44	167.31	180.18	193.05
Rated DC Power(kWh)	43.008	51.6096	60.2112	68.8128	77.4144	86.016	94.6176	103.2192	111.8208	120.4224	129.024
Max.Charge/Discharge Current ( A )	168										

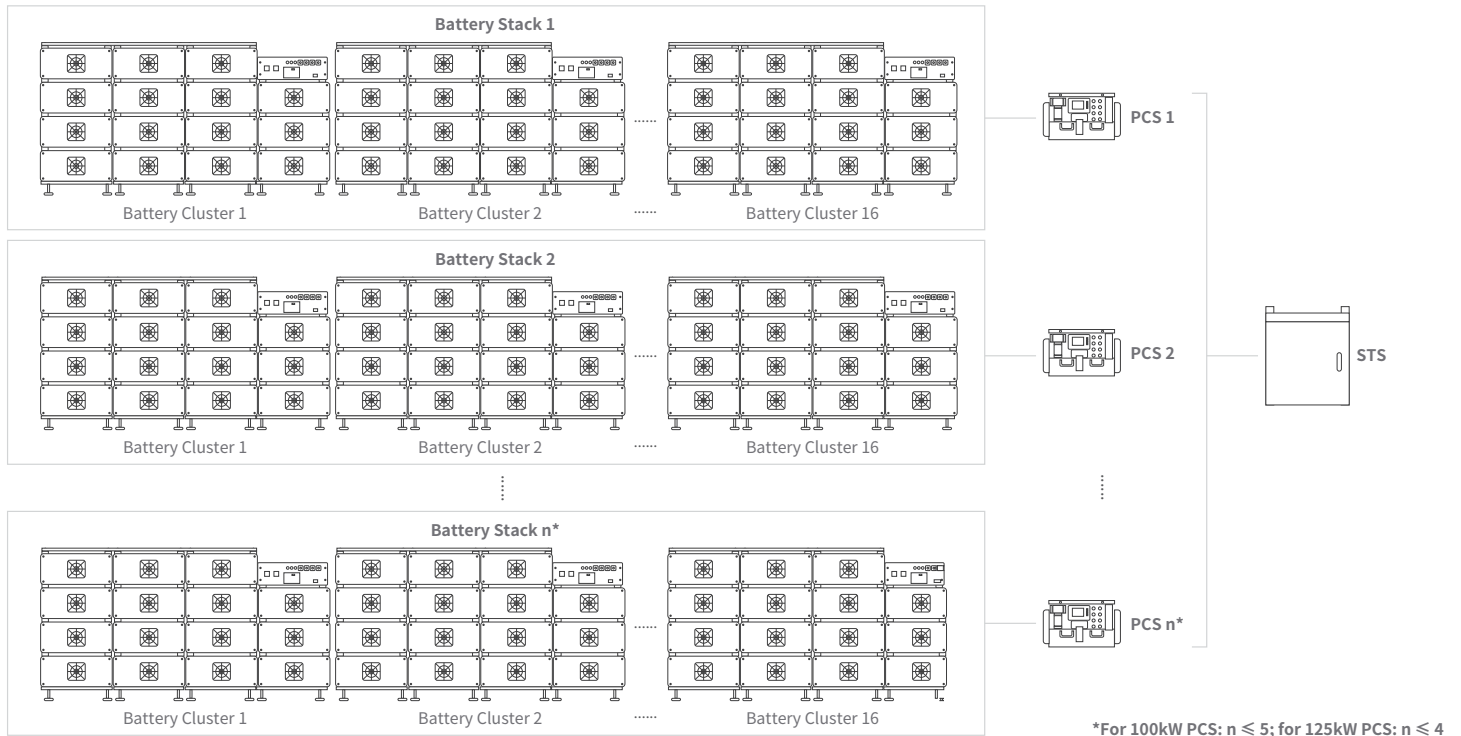
**Other Parameter**

Operating Temperature ( °C )	discharge : -20 ~ 55      charge : 0 ~ 55	
Storage Temperature ( °C )	0 ~ 35	
Thermal Management	Smart fan cooling	
LCD Display	SOC / Fault Code	
Status Indicator	Yellow : Battery High Voltage Power On    Red : Battery System Alarm	
Communication Port	TCP / RS485 / CAN	
Communication With BMS	CAN	
Humidity	5% ~ 85%	
Altitude	≤3000m	
IP Rating of Enclosure	IP20	
Noise ( dB )	TBD	
System Dimension ( W × H × D, mm )	1067 × 1136 × 800	1608 × 1136 × 800
System Weight Approximate ( kg )	680    803    926	1066    1189    1312    1435
Installation Location	Rack Mounted	
Recommend Depth of Discharge	90%	
Cycle Life	25 ± 2°C, 0.5C / 0.5C, EOL70% ≥ 6000	
Warranty Period	10 years	
Certification	CE / IEC62619 / IEC62040 / UN38.3	

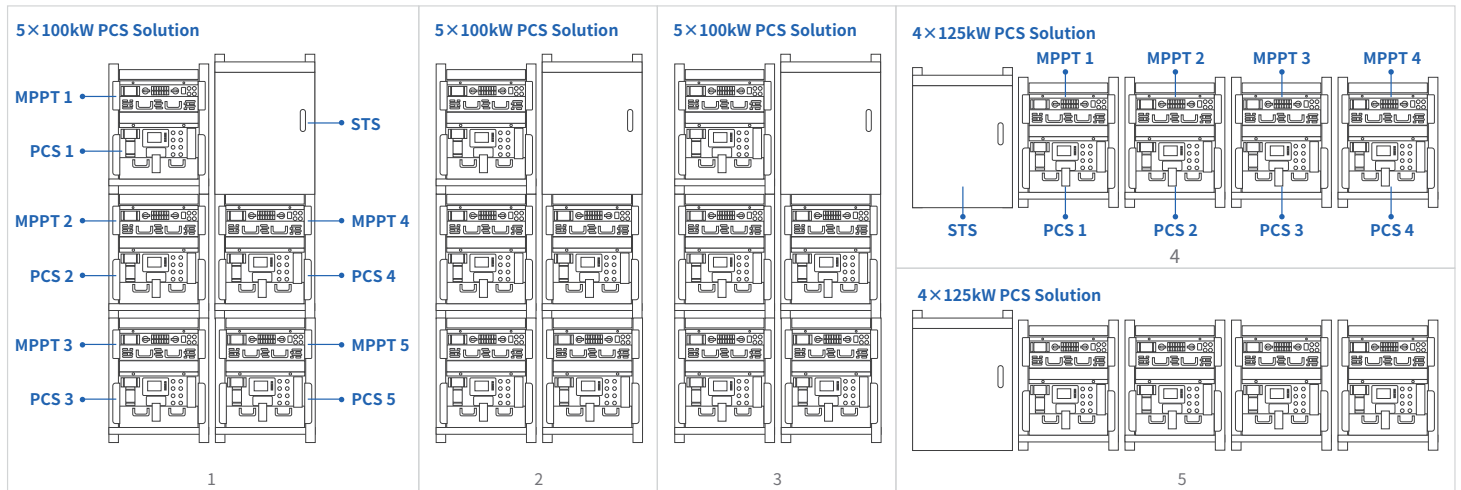
\*Made in China

## Typical Application Scenarios

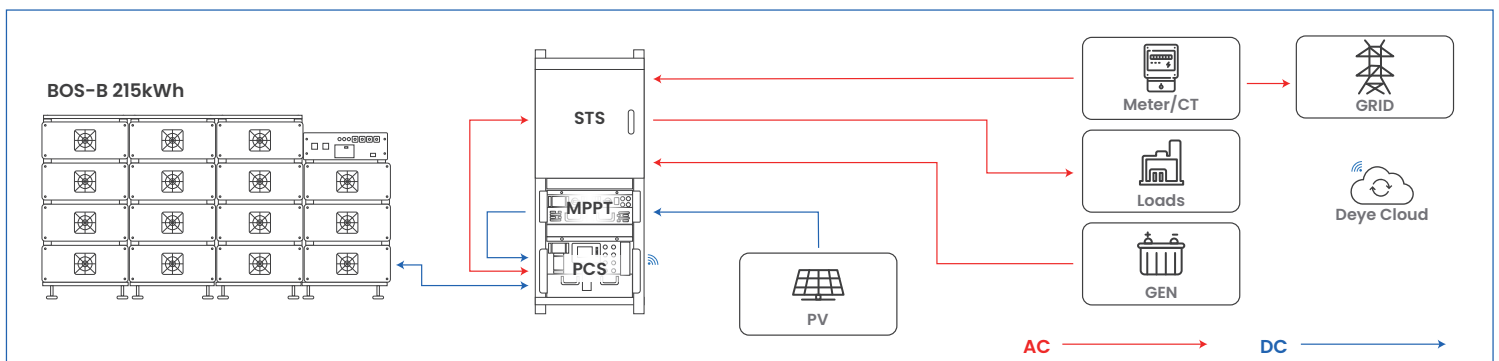
### One PCS can support up to 16 racks of batteries in parallel



### One STS module can connect to five 100kW PCS modules or four 100kW PCS modules for parallel operation



### Five STS modules can provide parallel support for twenty-five 100kW PCS modules or twenty 125kW PCS modules, forming a 2.5MW system.

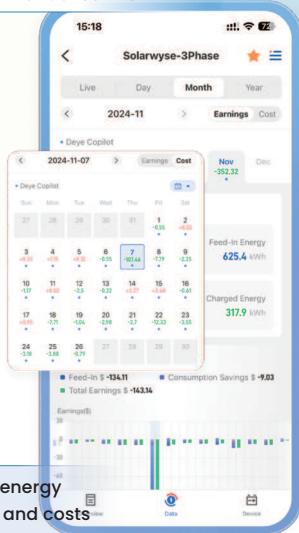


# Deye Cloud

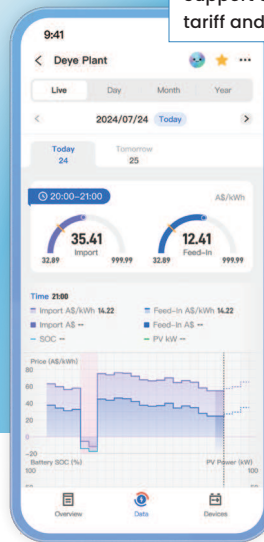
## All-in-one Energy & Device Management Platform

- Unlock significant savings
- Individual Add-on for dynamic tariff
- Intelligent charging/discharging strategies
- Tailored solution to deye devices
- Real-time equipment monitoring
- Best energy scheduling solutions by Deye Copilot
- 24/7 AI Assistant support

Switch flexibly between autonomous and manual control



Display energy savings and costs



Support dynamic tariff and flat-rate

### AI Assistant



Offer response suggestions and personalized support experience

Support over 30 languages

Analyze dynamic pricing, predict power load and PV generation to optimize energy dispatch and minimize electricity costs



## Smarten Up Your Energy Storage System

Download Deye Cloud APP to join us!  
Embrace a seamless, effortless energy experience that's both eco-friendly and budget-friendly with our intelligent assistant



- APP & Web**  
Manage your energy effortlessly
- Cloud-edge Collaboration**  
Faster and more efficient
- Accelerated Connection**  
Optimized for speed and performance
- Localized Data Centers**  
Ensure data sovereignty and compliance in EU & US
- Deye Copilot**  
AI-powered energy analysis and control
- AI Assistant**  
24/7 support, fast, efficient, in your language